



ROOSEVELT ISLAND OPERATING CORP PUBLIC SAFETY DEPARTMENT



REPORT: DECEMBER 2021 CALLS FOR SERVICES / RESPONSES

TYPE OF INCIDENT	JAN	FEB	MAR	APR	MAY	JUN	JUL	AUG	SEPT	OCT	NOV	DEC	YTD	Percentage of Total
AIDED (EMS / TRANSPORT CASES)	48	54	70	76	75	74	80	89	76	77	61	79	859	31.62%
INVESTIGATIONS (NON-CRIM.)	54	44	45	53	53	58	52	43	48	54	77	51	632	23.26%
FOUND PROPERTY	27	15	25	43	37	44	41	35	44	33	47	32	423	15.57%
DISPUTES (VERBAL)	8	4	5	2	8	15	7	13	6	14	5	11	98	3.61%
HAZARDOUS CONDITION	9	10	6	7	10	10	14	10	9	5	6	2	98	3.61%
LOST / MISSING PROPERTY	1	3	4	5	0	5	7	8	10	8	7	8	66	2.43%
VEHICLE ACCIDENT	3	1	3	1	7	4	9	9	4	4	5	3	53	1.95%
SMOKE ALARMS/CONDITION/FIRE	4	7	5	3	2	2	8	0	5	6	4	4	50	1.84%
UNSECURED(VEH/PREMISE)	7	5	12	6	8	9	1	3	4	7	5	4	71	2.61%
PROP. DAMAGE (NON-CRIM)	6	3	7	8	7	2	2	4	4	7	4	4	58	2.13%
WATER LEAK	10	4	5	1	1	4	6	9	9	5	2	2	58	2.13%
JUVENILE RELATED (INCIDENTS)	1	0	4	3	3	0	2	2	2	3	2	1	23	0.85%
ALARMS (VEH/PREMISE)	0	1	0	1	2	2	6	7	6	2	3	2	32	1.18%
POSSIBLE ILLEGAL SUBSTANCE	5	6	13	2	0	0	0	0	1	0	4	6	37	1.36%
ANIMAL NUISANCE	3	3	1	3	9	7	4	4	6	5	4	6	55	2.02%
ESCORTS	2	2	6	5	4	7	7	3	3	5	2	1	47	1.73%
GAS LEAK	2	1	2	0	1	0	2	0	0	2	2	1	13	0.48%
HEALTH HAZARDOUS CONDITION	0	0	0	0	0	2	0	1	0	0	4	5	12	0.44%
DISABLE VEHICLES	0	0	3	0	0	0	1	1	0	0	3	1	9	0.33%
HOUSING (LANDLORD-TENANT)	0	0	0	0	0	0	0	1	0	0	0	0	1	0.04%
ILLEGAL DUMPING(GARBAGE)	0	0	0	0	0	0	1	0	0	0	0	0	1	0.04%
LOCK-OUT (VEH/PREMISE)	1	0	0	1	1	2	0	0	0	1	0	0	6	0.22%
COURT DOCUMENT (SERVING)	0	0	0	0	0	0	0	0	0	0	0	0	0	0.00%
IDENTITY THEFT	0	0	0	0	0	0	0	0	0	0	0	0	0	0.00%
RECOVERED PROPERTY	0	0	1	0	0	0	2	0	0	0	0	0	3	0.11%
CHILD ABUSE	0	0	0	0	0	0	0	0	0	0	0	0	0	0.00%
EVICION	0	0	0	0	0	0	0	0	0	0	0	0	0	0.00%
SHOPLIFTING	0	0	0	0	0	1	0	0	0	0	0	0	1	0.04%
VISITATION(CHILD CUSTODY)	0	1	0	1	0	0	1	0	2	6	0	0	11	0.40%
TOTALS	191	164	217	221	228	248	253	242	239	244	247	223	2717	



ROOSEVELT ISLAND OPERATING CORP PUBLIC SAFETY DEPARTMENT

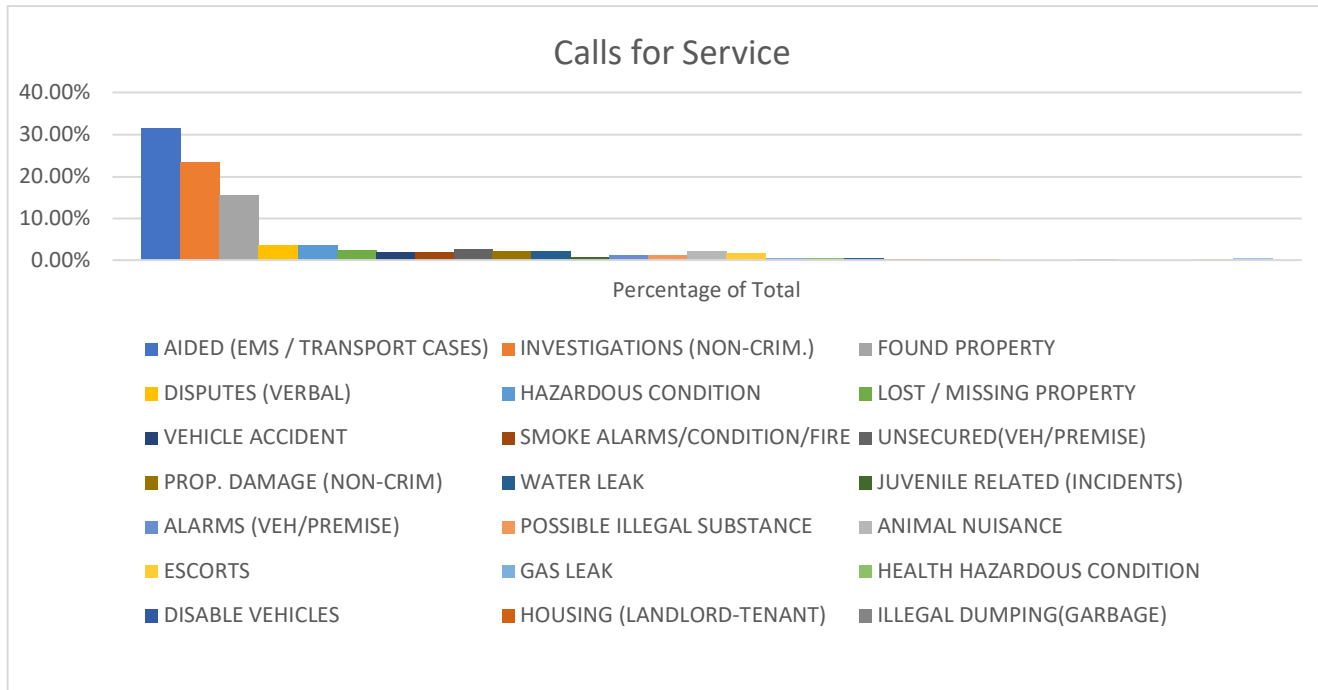


CALL FOR SERVICE REPORT December 2021

December Calls for Services Summary Top 3 Call Trends for December

1. Aided (EMS/Transport cases)
2. Investigations (Non-Crim)
3. Found Property

Overall December Calls for Service 223





ROOSEVELT ISLAND OPERATING CORP PUBLIC SAFETY DEPARTMENT



CRIME REPORT- DECEMBER 2021

Type of Incident	Classification	Count This Month				Year to Date			Year 2020 Totals	Percentage Change
		Arrests	Non- Arrests	Total	Locations	Arrests	Non- Arrests	Total		
GRAND LARCENY	Index Crimes	0	0	0	N/A	0	2	2	3	-33.33%
GR. LARCENY AUTO	Index Crimes	0	0	0	N/A	0	0	0	1	-100.00%
ASSAULT	Index Crimes	0	3	3	P-6(2), P-7 (OA)	4	7	11	9	22.22%
BURGLARY	Index Crimes	0	0	0	N/A	0	0	0	1	-100.00%
ROBBERY	Index Crimes	0	0	0	N/A	0	2	2	2	0.00%
RAPE	Index Crimes	0	0	0	N/A	0	0	0	0	0.00%
MURDER	Index Crimes	0	0	0	N/A	0	0	0	0	0.00%
TOTAL		0	3	3		4	11	15	16	-6.25%

Type of Incident	Classification	Count This Month				Year to Date			Year 2020 Totals	Percentage Change
		Arrests	Non- Arrests	Total	Locations	Arrests	Non- Arrests	Total		
AGG. HARASSMENT	Misdemeanors	0	0	0	N/A	0	4	4	4	0.00%
PETIT LARCENY	Misdemeanors	0	8	8	P-6, P-7(7)	3	61	64	64	0.00%
CRIMINAL MISCHIEF	Misdemeanors	0	3	3	P-5, P-6, P-7	0	14	14	23	-39.13%
MISDEMEANOR ASSAULTS	Misdemeanors	0	0	0	N/A	1	0	1	0	0.00%
OTHER MISDEMEANOR	Misdemeanors	0	1	1	P-11	3	2	5	4	25.00%
TOTAL		0	12	12		7	81	88	95	-7.37%

Type of Incident	Classification	Count This Month				Year to Date			Year 2020 Totals	Percentage Change
		Arrests	Non- Arrests	Total	Locations	Arrests	Non- Arrests	Total		
NOISE	Violations- Non Crimes	0	13	13	510, 546(4), 555, 560, 575, 580, P-6(4)	0	129	129	177	72.88%
GRAFFITI	Violations- Non Crimes	0	0	0	N/A	0	7	7	12	58.33%
TRESPASS	Violations- Non Crimes	0	5	5	P-2(3), P-9, P-11	6	26	32	50	64.00%
HARASSMENT	Violations- Non Crimes	0	5	5	560(2), P-2, P-4(2)	0	50	50	31	161.29%
DISORDERLY CONDUCT	Violations- Non Crimes	0	5	5	P-2, P-7(2), P-10, P-13	11	37	48	34	141.18%
DOMESTIC DISPUTE	Violations- Non Crimes	0	3	3	510, 540, P-7	2	49	51	34	150.00%
OTHER	Violations- Non Crimes	1	12	13	688(7), P-3, P-3(A), P-7, P-8, P-10(2)	7	89	96	38	252.63%
TOTAL		1	43	44		26	387	413	376	109.84%

Type of Incident	Classification	Count This Month	Year to Date	Year 2020 Totals	Percentage Change
"A" PARKING VIOLATIONS	Parking Violations	374	7165	4602	55.69%
"B" TRAFFIC VIOLATIONS	Traffic Violations	3	592	318	86.16%
TOTAL		377	7757	4920	57.66%



**ROOSEVELT ISLAND OPERATING CORP
PUBLIC SAFETY DEPARTMENT**



CRIME TREND ANALYSIS - DECEMBER 2021

December 2021 Crime Trend Analysis

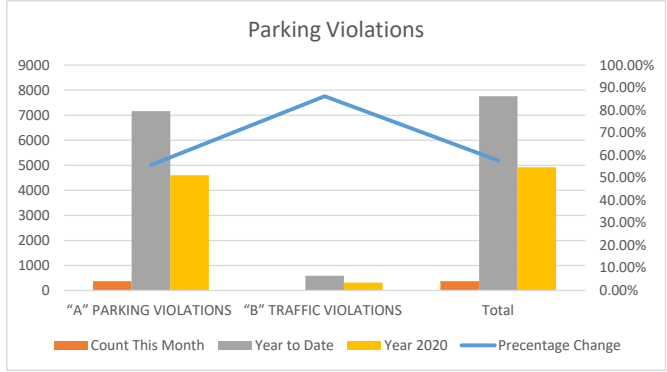
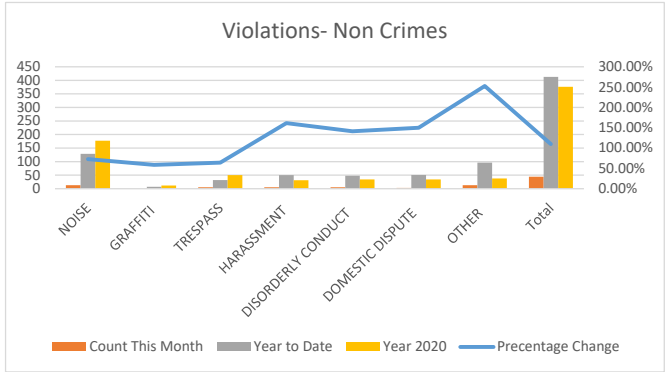
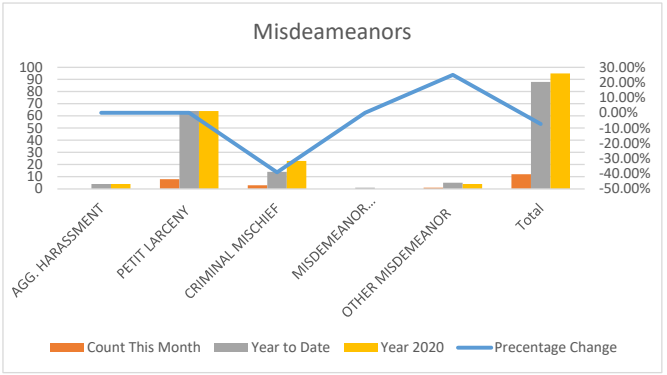
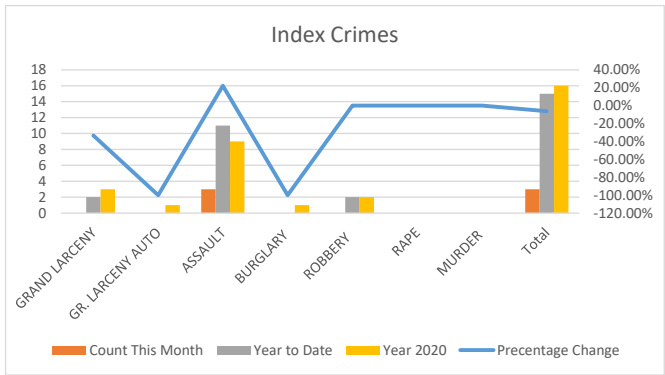
Index Crimes
Trending Up Assault
Trending Down N/A

Misdemeanors
Trending Up Petit Larceny
Trending Down N/A

Violations- Non Crimes
Trending Up Noise
Trending Down Graffiti

Parking Violations Total 374

Traffic Violations Total 3





**ROOSEVELT ISLAND OPERATING CORP
PUBLIC SAFETY DEPARTMENT**



**REPORT: JANUARY 2022
CALLS FOR SERVICES / RESPONSES**

TYPE OF INCIDENT	JAN	FEB	MAR	APR	MAY	JUN	JUL	AUG	SEPT	OCT	NOV	DEC	YTD	Percentage of Total
AIDED (EMS / TRANSPORT CASES)	80												80	38.10%
INVESTIGATIONS (NON-CRIM.)	52												52	24.76%
FOUND PROPERTY	33												33	15.71%
DISPUTES (VERBAL)	5												5	2.38%
HAZARDOUS CONDITION	7												7	3.33%
LOST / MISSING PROPERTY	4												4	1.90%
VEHICLE ACCIDENT	5												5	2.38%
SMOKE ALARMS/CONDITION/FIRE	4												4	1.90%
UNSECURED(VEH/PREMISE)	5												5	2.38%
PROP. DAMAGE (NON-CRIM)	0												0	0.00%
WATER LEAK	5												5	2.38%
JUVENILE RELATED (INCIDENTS)	0												0	0.00%
ALARMS (VEH/PREMISE)	3												3	1.43%
POSSIBLE ILLEGAL SUBSTANCE	4												4	1.90%
ANIMAL NUISANCE	1												1	0.48%
ESCORTS	0												0	0.00%
GAS LEAK	1												1	0.48%
HEALTH HAZARDOUS CONDITION	0												0	0.00%
DISABLE VEHICLES	1												1	0.48%
HOUSING (LANDLORD-TENANT)	0												0	0.00%
ILLEGAL DUMPING(GARBAGE)	0												0	0.00%
LOCK-OUT (VEH/PREMISE)	0												0	0.00%
COURT DOCUMENT (SERVING)	0												0	0.00%
IDENTITY THEFT	0												0	0.00%
RECOVERED PROPERTY	0												0	0.00%
CHILD ABUSE	0												0	0.00%
EVICITION	0												0	0.00%
SHOPLIFTING	0												0	0.00%
VISITATION(CHILD CUSTODY)	0												0	0.00%
TOTALS	210	0	0	0	0	0	0	0	0	0	0	0	210	



Roosevelt Island Operating Corp
PUBLIC SAFETY DEPARTMENT




**CALL FOR SERVICE REPORT
 JANUARY 2022**

January Calls for Services Summary

Top 3 Call Trends for January

1. Aided (EMS/Transport)
2. Investigations (Non-Crim.)
3. Found Property

Overall January Calls for Service is 210





ROOSEVELT ISLAND OPERATING CORP PUBLIC SAFETY DEPARTMENT



CRIME REPORT- JANUARY 2022

Type of Incident	Classification	Count This Month			Locations	Year to Date			Year 2021 Totals	Percentage Change
		Arrests	Non- Arrests	Total		Arrests	Non- Arrests	Total		
GRAND LARCENY	Index Crimes	0	0	0	N/A	0	0	0	0	0.00%
GR. LARCENY AUTO	Index Crimes	0	0	0	N/A	0	0	0	0	0.00%
ASSAULT	Index Crimes	0	2	2	P-7, P-11	0	2	2	0	0.00%
BURGLARY	Index Crimes	0	0	0	N/A	0	0	0	0	0.00%
ROBBERY	Index Crimes	0	0	0	N/A	0	0	0	0	0.00%
RAPE	Index Crimes	0	0	0	N/A	0	0	0	0	0.00%
MURDER	Index Crimes	0	0	0	N/A	0	0	0	0	0.00%
TOTAL		0	2	2		0	2	2	0	0.00%

Type of Incident	Classification	Count This Month			Locations	Year to Date			Year 2021 Totals	Percentage Change
		Arrests	Non- Arrests	Total		Arrests	Non- Arrests	Total		
AGG. HARASSMENT	Misdemeanors	0	1	1	P-3	0	1	1	1	0.00%
PETIT LARCENY	Misdemeanors	1	9	10	P-1(A), P-7(9)	1	9	10	7	42.86%
CRIMINAL MISCHIEF MISDEMEANOR	Misdemeanors	0	1	1	P-7	0	1	1	0	0.00%
ASSAULTS	Misdemeanors	0	0	0	N/A	0	0	0	0	0.00%
OTHER MISDEMEANOR	Misdemeanors	0	0	0	N/A	0	0	0	0	0.00%
TOTAL		1	11	12		1	11	12	8	50.00%

Type of Incident	Classification	Count This Month			Locations	Year to Date			Year 2021 Totals	Percentage Change
		Arrests	Non- Arrests	Total		Arrests	Non- Arrests	Total		
NOISE	Violations- Non Crimes	0	9	9	531, 540, 546, 560, 580, P-4, P-6(2), P-12	0	9	9	11	-18.18%
GRAFFITI	Violations- Non Crimes	0	0	0	N/A	0	0	0	0	0.00%
TRESPASS	Violations- Non Crimes	0	2	2	P-7, P-9	0	2	2	2	0.00%
HARASSMENT	Violations- Non Crimes	0	3	3	P-7(3)	0	3	3	4	-25.00%
DISORDERLY CONDUCT	Violations- Non Crimes	0	2	2	P-4, P-10	0	2	2	0	0.00%
DOMESTIC DISPUTE	Violations- Non Crimes	0	5	5	546(2), 555, P-6, P-11	0	5	5	2	150.00%
OTHER	Violations- Non Crimes	1	3	4	P-1(2), P-4(A), P-11	1	3	4	4	0.00%
TOTAL		1	24	25		1	24	25	23	8.70%

Type of Incident	Classification	Count This Month	Year to Date	Year 2021 Totals	Percentage Change
"A" PARKING VIOLATIONS	Parking Violations	299	299	316	-5.38%
"B" TRAFFIC VIOLATIONS	Traffic Violations	9	9	22	-59.09%
TOTAL		308	308	338	-8.88%



**ROOSEVELT ISLAND OPERATING CORP
PUBLIC SAFETY DEPARTMENT**

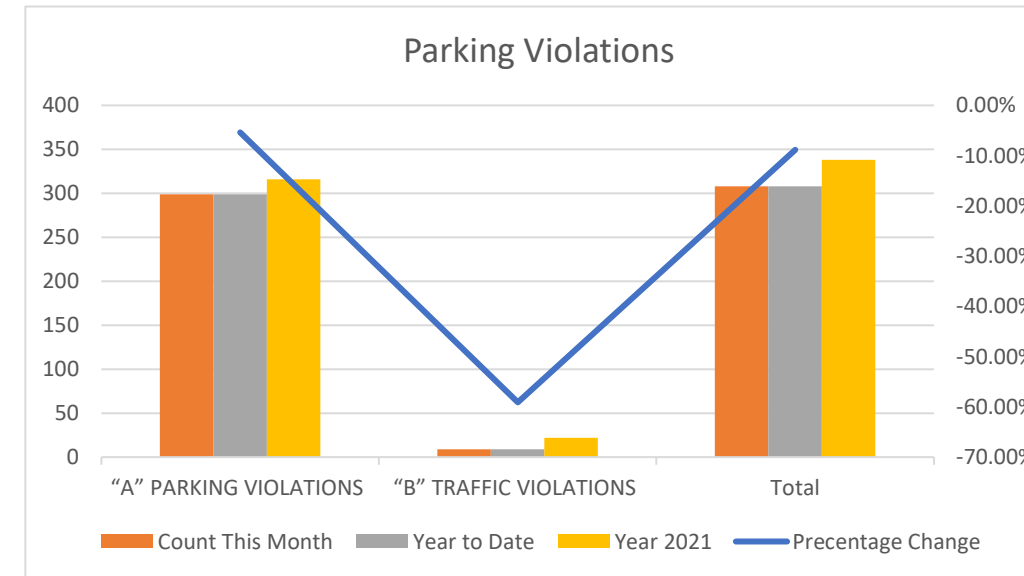
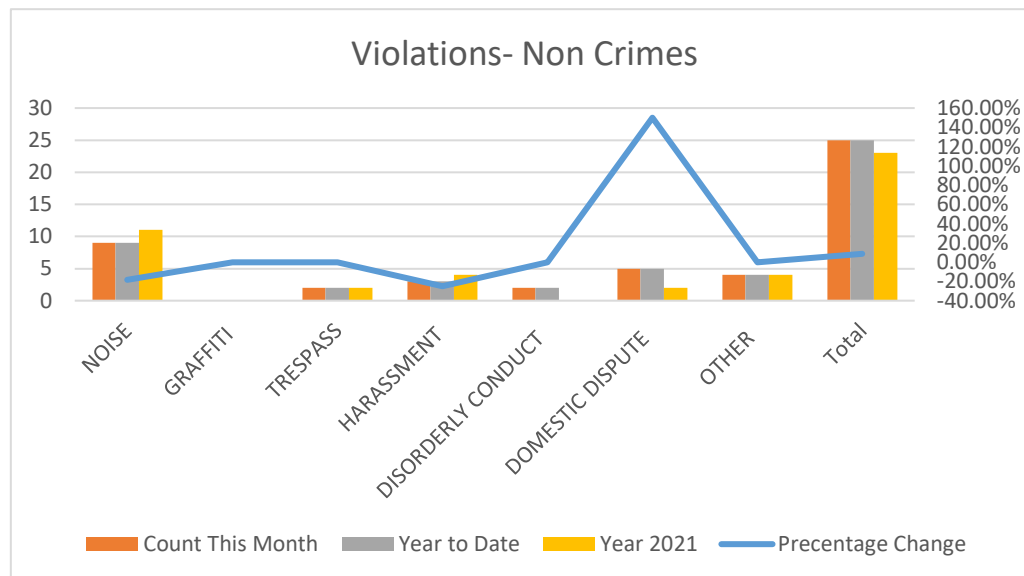
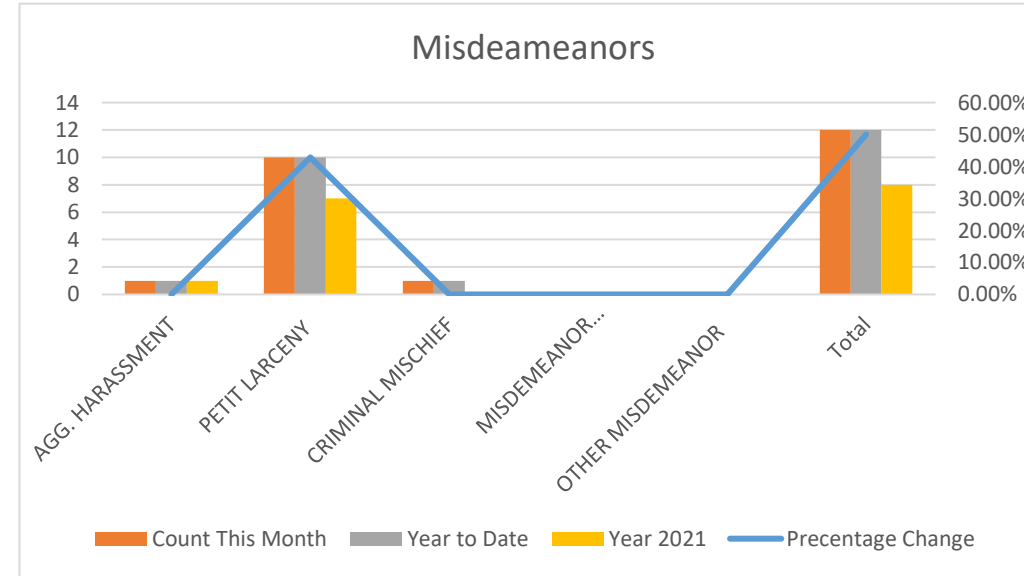
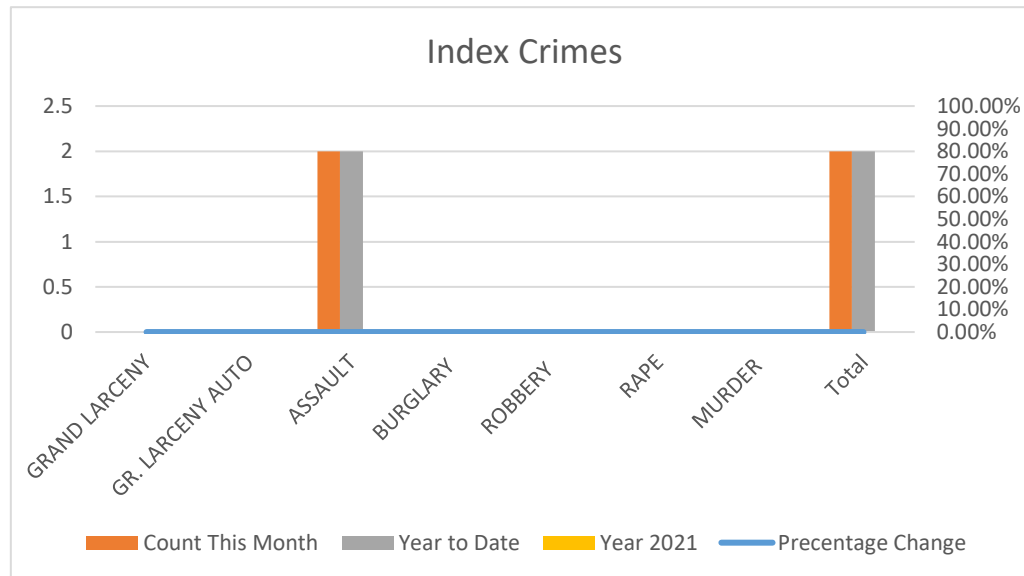


**CRIME TREND ANALYSIS-
JANUARY 2022**

January 2022 Crime Trend Analysis

Index Crimes	
<u>Trending Up</u>	Assault
<u>Trending Down</u>	N/A
Misdemeanors	
<u>Trending Up</u>	Petty Larceny
<u>Trending Down</u>	N/A
Violations- Non Crimes	
<u>Trending Up</u>	Domestic Disputes
<u>Trending Down</u>	Noise

Parking Violations total 299
Traffic Violations total 9





ROOSEVELT ISLAND OPERATING CORP PUBLIC SAFETY DEPARTMENT



REPORT: FEBRUARY 2022 CALLS FOR SERVICES / RESPONSES

TYPE OF INCIDENT	JAN	FEB	MAR	APR	MAY	JUN	JUL	AUG	SEPT	OCT	NOV	DEC	YTD	Percentage of Total
AIDED (EMS / TRANSPORT CASES)		80	61										141	35.88%
INVESTIGATIONS (NON-CRIM.)		52	24										76	19.34%
FOUND PROPERTY		33	40										73	18.58%
DISPUTES (VERBAL)		5	3										8	2.04%
HAZARDOUS CONDITION		7	6										13	3.31%
LOST / MISSING PROPERTY		4	8										12	3.05%
VEHICLE ACCIDENT		5	7										12	3.05%
SMOKE ALARMS/CONDITION/FIRE		4	5										9	2.29%
UNSECURED(VEH/PREMISE)		5	7										12	3.05%
PROP. DAMAGE (NON-CRIM)		0	3										3	0.76%
WATER LEAK		5	2										7	1.78%
JUVENILE RELATED (INCIDENTS)		0	1										1	0.25%
ALARMS (VEH/PREMISE)		3	2										5	1.27%
POSSIBLE ILLEGAL SUBSTANCE		4	1										5	1.27%
ANIMAL NUISANCE		1	3										4	1.02%
ESCORTS		0	2										2	0.51%
GAS LEAK		1	3										4	0.00%
HEALTH HAZARDOUS CONDITION		0	0										0	0.00%
DISABLE VEHICLES		1	2										3	0.76%
HOUSING (LANDLORD-TENANT)		0	1										1	0.25%
ILLEGAL DUMPING(GARBAGE)		0	0										0	0.00%
LOCK-OUT (VEH/PREMISE)		0	0										0	0.00%
COURT DOCUMENT (SERVING)		0	0										0	0.00%
IDENTITY THEFT		0	1										1	0.25%
RECOVERED PROPERTY		0	0										0	0.00%
CHILD ABUSE		0	0										0	0.00%
EVICTION		0	0										0	0.00%
SHOPLIFTING		0	0										0	0.00%
VISITATION(CHILD CUSTODY)		0	1										1	0.25%
TOTALS		210	183	0	0	0	0	0	0	0	0	0	393	



ROOSEVELT ISLAND OPERATING CORP PUBLIC SAFETY DEPARTMENT




CALL FOR SERVICE REPORT FEBRUARY 2022

February Calls Services Summary

Top 3 Call Trends for February

1. Aided (EMS/Transport)
2. Investigations (Non-Crim.)
3. Found Property

Overall February Calls for Service is 183





ROOSEVELT ISLAND OPERATING CORP PUBLIC SAFETY DEPARTMENT



CRIME REPORT- FEBRUARY 2022

Type of Incident	Classification	Count This Month				Year to Date			Year 2021 Totals	Percentage Change
		Arrests	Non- Arrests	Total	Locations	Arrests	Non- Arrests	Total		
GRAND LARCENY	Index Crimes	0	0	0	N/A	0	0	0	1	-100.00%
GR. LARCENY AUTO	Index Crimes	0	0	0	N/A	0	0	0	0	0.00%
ASSAULT	Index Crimes	0	1	1	P-11 (OA)	0	3	3	0	0.00%
BURGLARY	Index Crimes	0	0	0	N/A	0	0	0	0	0.00%
ROBBERY	Index Crimes	0	1	1	P-7 (OA)	0	1	1	0	0.00%
RAPE	Index Crimes	0	0	0	N/A	0	0	0	0	0.00%
MURDER	Index Crimes	0	0	0	N/A	0	0	0	0	0.00%
TOTAL		0	2	2		0	4	4	1	100.00%

Type of Incident	Classification	Count This Month				Year to Date			Year 2021 Totals	Percentage Change
		Arrests	Non- Arrests	Total	Locations	Arrests	Non- Arrests	Total		
AGG. HARASSMENT	Misdemeanors	0	0	0	N/A	0	1	1	1	0.00%
PETIT LARCENY	Misdemeanors	1	14	15	540(A), P-6, P-7(13)	2	23	25	11	127.27%
CRIMINAL MISCHIEF MISDEMEANOR	Misdemeanors	0	1	1	546	0	2	2	2	0.00%
ASSAULTS	Misdemeanors	0	0	0	N/A	0	0	0	0	0.00%
OTHER MISDEMEANOR	Misdemeanors	0	0	0	N/A	0	0	0	0	0.00%
TOTAL		1	15	16		2	26	28	14	100.00%

Type of Incident	Classification	Count This Month				Year to Date			Year 2021 Totals	Percentage Change
		Arrests	Non- Arrests	Total	Locations	Arrests	Non- Arrests	Total		
NOISE	Violations- Non Crimes	0	10	10	540, 546(5) 556, 560(2), P-7	0	19	19	26	-26.92%
GRAFFITI	Violations- Non Crimes	1	0	1	P-5(A)	1	0	1	0	0.00%
TRESPASS	Violations- Non Crimes	0	0	0	N/A	0	2	2	3	-33.33%
HARASSMENT	Violations- Non Crimes	0	7	7	P-6, P-7(6)	0	10	10	8	25.00%
DISORDERLY CONDUCT	Violations- Non Crimes	1	6	7	P-1(A), P-2, P-4(3), P-7(2)	1	8	9	2	350.00%
DOMESTIC DISPUTE	Violations- Non Crimes	0	5	5	510, 531(OA), P-7(2), P-11	0	10	10	3	233.33%
OTHER	Violations- Non Crimes	0	5	5	580, 688, P-2, P-6, P-7	1	8	9	11	-18.18%
TOTAL		2	33	35		3	57	60	53	13.21%

Type of Incident	Classification	Count This Month	Year to Date	Year 2021 Totals	Percentage Change
"A" PARKING VIOLATIONS	Parking Violations	354	653	583	-39.28%
"B" TRAFFIC VIOLATIONS	Traffic Violations	12	21	48	-75.00%
TOTAL		366	674	631	-42.00%



Roosevelt Island Operating Corp
Public Safety Department



CRIME TREND ANALYSIS- FEBRUARY 2022

February 2022 Crime Trend Analysis

Index Crimes
Trending Up N/A
Trending Down Assault

Misdemeanors
Trending Up N/A
Trending Down Criminal Mischief

Violations- Non Crimes
Trending Up N/A
Trending Down Graffiti

Parking Violations Total 354

Traffic Violations Total 12

